

Open Access Publishing Workflow for Cambridge Journals

1. Manuscript Preparation

- Find journal on Cambridge Core
- Click 'Information'
- Review the Instructions for Contributors (IFCs)
- Format their manuscript accordingly.



Alternative avenues:

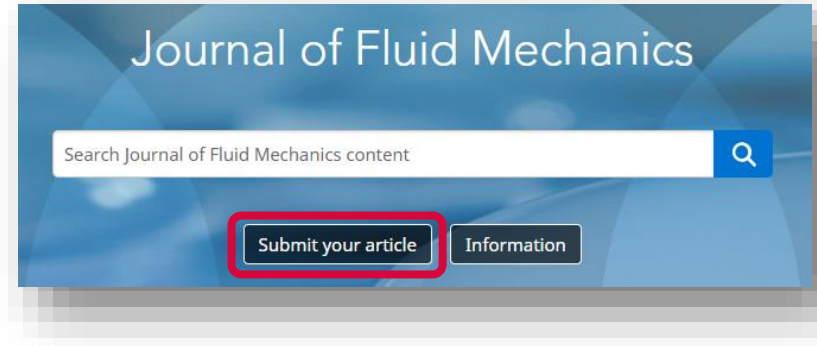
- If known, the author can go directly to the correct Online Peer Review System for the journal (either ScholarOne or Editorial Manager);
- OR, they can contact the Editorial Office directly;
- OR, they can contact Customer Service.

Outcome:

Author prepares manuscript for submission

2. Manuscript Submission

- Click 'Submit your article'
- Complete the submission form in the Online Peer Review System (OPRS)



Steps (sequential):





Notes

Click into the
Author Dashboard
to start the
submission form

Work through the
submission form

- Authors are directed to Open Access policies on the dashboard
- For fully OA journals, authors tick a box to consent to paying an APC, or to confirm that they are eligible for a waiver / discount (i.e. they are based in a Research4Life country, or based at an institution which is part of a read and publish agreement).
- For hybrid journals, details regarding APCs, waivers and discounts are presented in an information box rather than a mandatory tick box. This is to ensure that an author's decision to publish Open Access does not form part of the editorial decision making process.
- An author may be able to complete the OA licence to publish form at this stage (generally available on a journal's IFC page). This form indicates that an author wishes for their work to be published as OA. This form is excluded from any PDF form that editorial will see, and so does not have any impact on the editorial decision making process. This form can also be completed once the manuscript has been accepted.

Outcome:

Submission moves to the Editorial Office for review

3. Manuscript Review

- Manuscript goes through Editorial and Peer Review
- Authors can track progress of their manuscript through the stages of review in their OPRS.

Outcome:

Input is gathered to inform publication decision

4. Publication Decision

- Manuscript is accepted for publication
- Receive acceptance email
- Fill in OA licence to publish / copyright form.

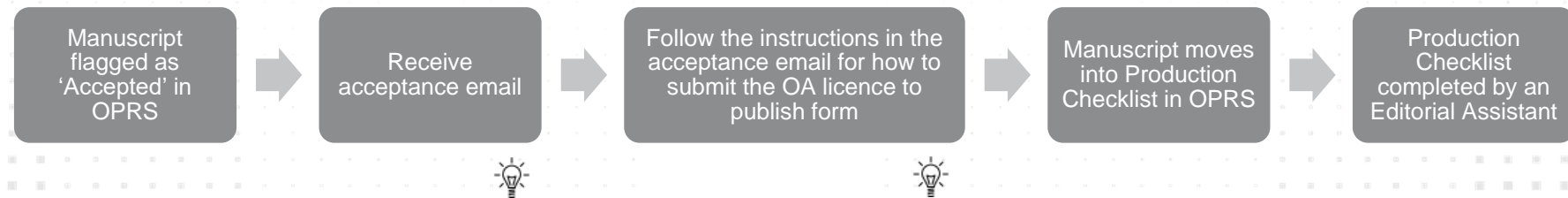


- For most journals, the acceptance email will contain a link to the OA policies page.



- By uploading the OA licence to publish form (if not previously done so), authors are indicating that they wish to publish OA. This is the last opportunity for authors to declare that they would like to publish OA (before their manuscript goes into production).

Steps (sequential):



Outcome:

Manuscript metadata exports to RightsLink
for APC processing and Jarvis for Production

5a. Payment Process

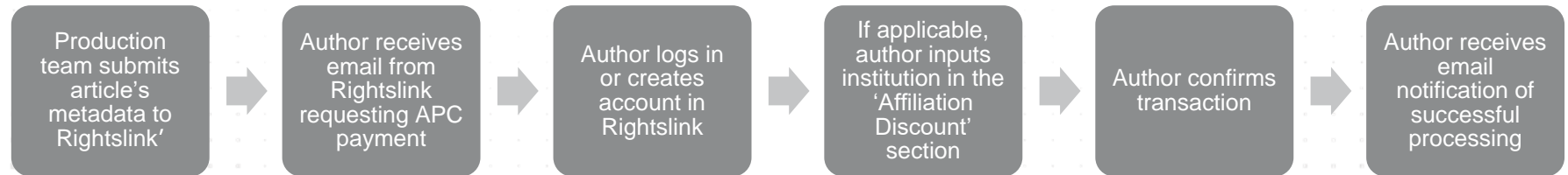
- Author receives email from Rightslink
- For authors eligible for waivers/discounts:
- Author enters institution affiliation
 - Waiver is applied by Rightslink



If you are publishing as part of a read and publish agreement, please note that APCs are not automatically waived. Authors have to transact. This is because we use Rightslink as the central source of the data we collect about OA articles.

When an author declares which institution they are based at, the data behind the scenes works out whether or not to apply the waiver.

Steps (sequential):



5a. Payment Process

CAMBRIDGE
JOURNALS

Please submit your author publication charge(s)

Dear .

Congratulations on being accepted for publication in *Journal of Fluid Mechanics* for the following manuscript:

Manuscript DOI:
Manuscript ID:
Manuscript Title: Characterization of wind-shear effects on entrainment in a convective boundary layer
Published by: Cambridge University Press

To facilitate prompt publication, please pay your author publication charges using the RightsLink® e-commerce solution from Copyright Clearance Center (CCC).

To review and pay your charge(s), please [click here](#).

To complete a secure transaction, you will need a [RightsLink account](#). If you do not have one already, you will be prompted to register as you are checking out your author charges. This is a very quick process; the majority of your registration form will be pre-populated automatically with information we have already supplied to RightsLink.

If you have any questions about these charges, please contact CCC [Customer Service](#) using the information below.

Sincerely,
Cambridge University Press

1

CHARGES ESTIMATE PAYMENT OPTIONS ORDER REVIEW CONFIRMATION

Article Title

CAMBRIDGE
JOURNALS

Publication:
Publication ID:
Manuscript DOI:
Manuscript ID:
Publication Date:
OA License(s):
[View more](#)

Publisher:
Author:
ORCID® ID:
Institution:
Institution ID:
Co-Authors:

CHARGES ESTIMATE Select currency:

Congratulations on having your manuscript accepted for publication. Cambridge University Press has partnered with Copyright Clearance Center's RightsLink service to offer authors an automated interface to pay any applicable author charges.

✓ Open Access charge:	1,870.00 GBP	Prompt payment is advised as the article will not be published until payment is received. Further information is available... More
TOTAL:	1,870.00 GBP*	View details

* Does not include tax/VAT. Tax/VAT is applied in the Payment Options step during checkout.

[APPLY DISCOUNTS](#) [PAYMENT OPTIONS](#)

Select **Apply Discounts** to enter promo codes and any other information needed to ensure your pricing reflects all author discounts available to you. Applied discounts will be reflected in your charges estimate above. To complete your transaction, proceed to Payment Options.

To complete your transaction, proceed to **Payment Options**.

If you have not already, you will be asked to login to your RightsLink account on the next page.

If you do not have a RightsLink account, you will need to register for one before you can complete this transaction.

2

5a. Payment Process

APPLY DISCOUNTS

Be sure to review and update your information provided below and/or enter promo codes. Once you **Save** your entries, your charges estimate will reflect any author discounts applied.

Country discount:

Not applied

Select your country

Select your country

Affiliation discount:

Not applied

Your Institution

Please confirm your [affiliation](#) by performing a search below:

Enter full name for best results

Search

[Can't find your institution?](#)

Promotion campaign discount:

Not applied

Enter discount code below

Promo code

Enter

- Once the author has searched for their institution in the 'Affiliation Discount' section and completed the discount/waiver page, they will be returned to an updated version of the charges page, where the net total will appear as zero.
- At this stage they will confirm and the transaction will be complete.

3

CLOSE

APPLY DISCOUNTS

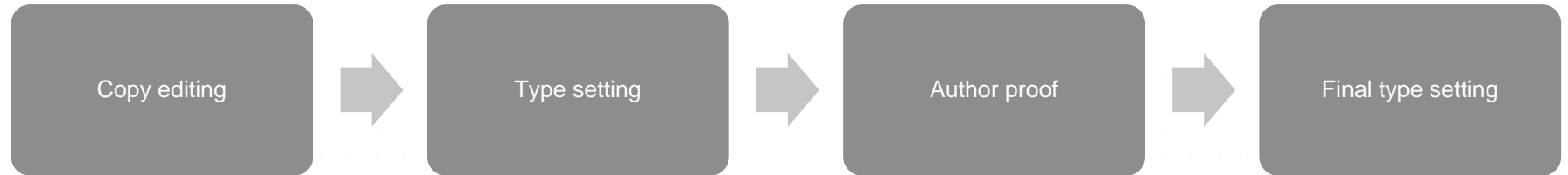
Outcome:

Article is cleared to publish

5b. Production Process

- Article goes through the production process

Steps (sequential):



Outcome:
Article is published Open Access